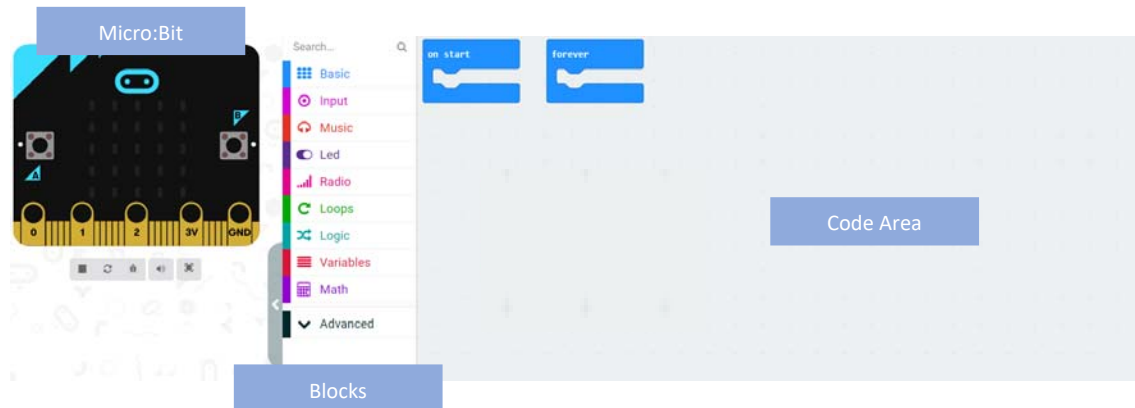
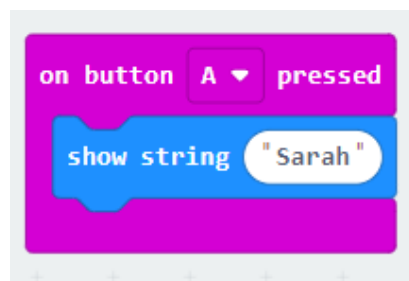


Go to <https://makecode.microbit.org/>

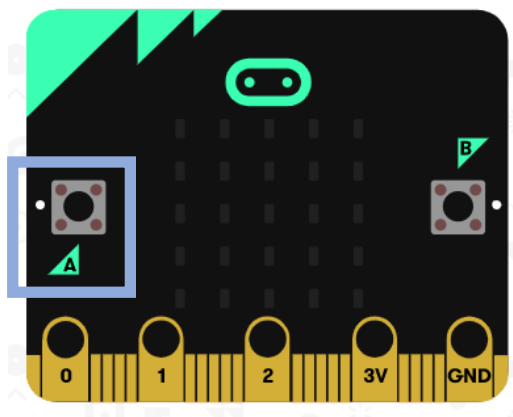
Click New Project and call it “Watling Open Evening”



Add the following blocks to the code area but instead of saying Sarah get it to say your first name



Now press the A button on the Micro:Bit and your name should now appear on the device



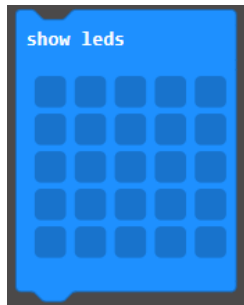
Task:

- Add another block so that when the B button is pressed it shows your surname
- Add another block so that when the device is shaken you get it to show a pattern of your choice (see hints below)

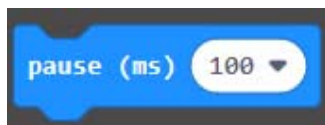
- Add another block so that when both A+B buttons are pressed it shows a pattern and then 4 seconds later it shows another pattern
- Add another block so that when Pin P0 is pressed it plays a melody of your choice

Hints:

1. To show a pattern you will need to use the “show leds” block. When you click in one of the boxes that is will show on the Micro:Bit.



2. To get the code to wait you will need to use the pause (ms) block (note – it uses milliseconds and not seconds!)



3. To get the code to play a melody you will need to use the “play melody” block.



If you click on the note symbol it will allow you to choose your melody